

# Mac Installation Guide

If your computer does not meet these requirements, we can make no guarantee that your computer will be able to access the Insyght Virtual World. In order to get the best performance, we suggest meeting or exceeding the “recommended requirements.”


## Minimum Mac Requirements

- CPU: 2GHz Intel Core i5
- Memory: 4GB
- Graphics: Graphics device with DX10 (shader model 4.0)
- Storage: 2.5GB

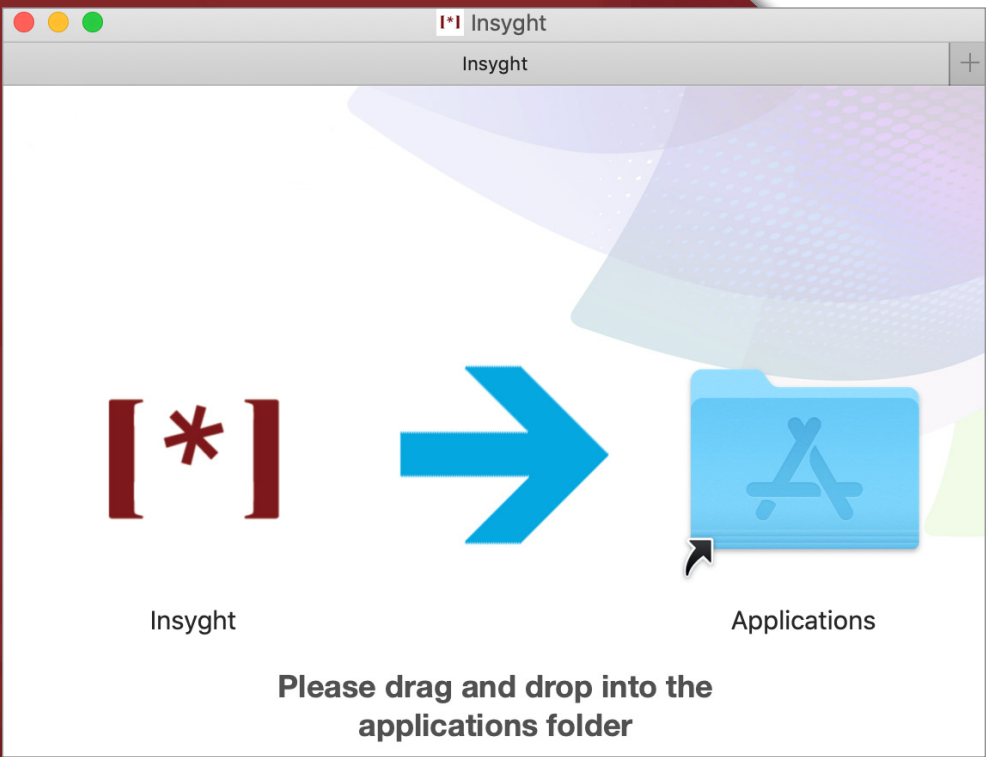
## Recommended Mac Requirements

- CPU: 2.5GHz Intel Core i7
- Memory: 8GB
- Graphics: Dedicated graphics device with DX11 (shader model 4.0) and at least 1GB of on-board memory
- Storage: 2.5GB

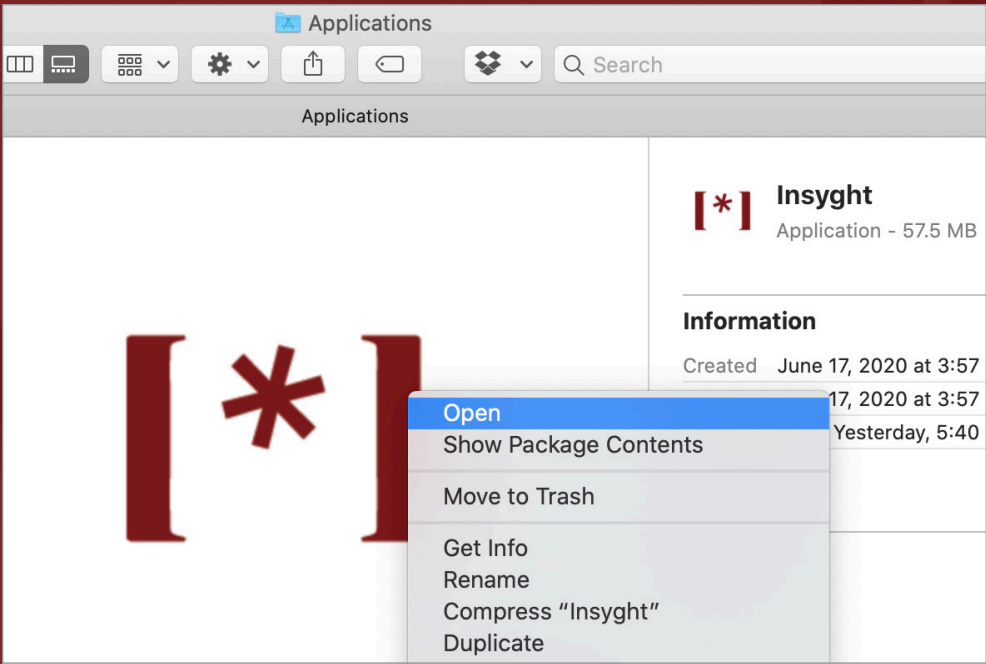
1. Visit [www.insyght.com/virtualworld](http://www.insyght.com/virtualworld) and click “Mac OS X Download.” The file will appear at the bottom of your browser. Once the download finishes, click the file to run it.



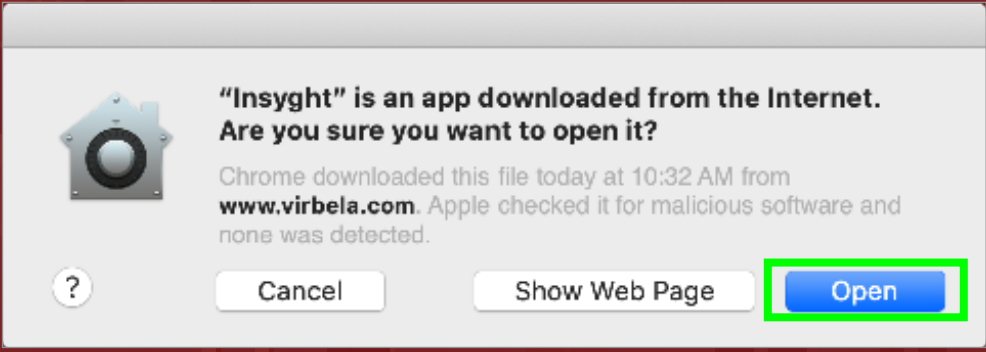
2. Drag the Insyght app to the Applications folder.



3. Double click the Applications folder to open.
4. Find the Insyght icon in the Applications folder and choose “Open.” Note: You only need to do this the first time you open Insyght to bypass a default security setting .



5. You may get a warning like this, click “Open.”



6. Next: Get in world!